



## REVIEW

## 치즈 물성의 객관적 측정을 위한 고찰

이미령\*

대구대학교 식품영양학과

## Objective Measurements of Textural and Rheological Properties of Cheese

Mee-Ryung Lee\*

Dept. of Food Science and Human Nutrition, College of Engineering,  
Daegu University, Gyeongsan, Korea



**Received:** April 25, 2018  
**Revised:** April 30, 2018  
**Accepted:** April 30, 2018

\*Corresponding author :  
Mee-Ryung Lee  
Dept. of Food Science and  
Human Nutrition College of Engineering,  
Daegu University, Gyeongsan, Korea.  
Tel : +82-53-850-6837  
Fax : +82-53-850-6839  
E-mail : mrlee@daegu.ac.kr

**Copyright** © 2018 Korean Society of Milk  
Science and Biotechnology.  
This is an Open Access article distributed  
under the terms of the Creative Commons  
Attribution Non-Commercial License (<http://creativecommons.org/licenses/by-nc/3.0>)  
which permits unrestricted non-commercial  
use, distribution, and reproduction in any  
medium, provided the original work is  
properly cited.

### ORCID

Mee-Ryung Lee  
0000-0003-4688-7316

### Abstract

The textural and rheological properties of cheese are major attributes for the characterization of cheese types, ripening, and consumer preferences. The use of small amplitude oscillatory rheological testing has made it possible for cheese researchers to assess the major properties of cheese, such as melting behavior and storage modulus, without irreversible deformation. In addition, large deformation testing such as textural profile analysis can assess properties such as hardness of cheese. While the sensory properties of cheese are valued by consumers, objective and reliable measurements are paramount for researchers. Ongoing development and refinement of scientific measurement methods of cheese are vital.

### Keywords

rheology, texture, cheese, deformation, fracture

## Introduction

The primary quality factors of foods are texture, flavor, appearance, and nutrition. The term 'textural properties' can be defined as 'group of physical characteristics that arise from the structural elements of the food, are sensed primarily by the feeling of touch, are related to the deformation, disintegration, and flow of the food under a force, and are objectively measured by functions of mass, time, and distance' (Bourne, 2002). Rheological properties of cheese are critical to help us understand how the textural properties of cheese as a function of composition, cheese making conditions, such as acidification rate and extent, homogenization, and storage conditions (Lucey *et al.*, 2003; Hassan *et al.*, 2004). In this review, the objective measurement of rheological properties of cheese will be reviewed.

## Rheological Properties of Foods

In food processing, understanding rheological properties is important for the following areas (Steffe, 1996; Velez-Ruiz and Barbosa Canovas, 1997):

- 1) Calculations and design of processes and operations of a wide range of manufacturing equipment including pipelines, homogenizers, heat exchangers.
- 2) Determination of the functional properties of ingredient in final products during processing and storage.
- 3) Evaluation of the textural properties of food products for consumer acceptability by correlation to sensory data.
- 4) Evaluation of shelf-life.
- 5) Investigation of the relationships between food structure and rheological properties of food.

Food rheology is defined as 'the study of the deformation and flow of raw materials, intermediate products, and final products of the food industry' (Bourne, 2002). Therefore, the concept of stress and strain is essential to understand rheology. Stress ( $\sigma$ ) is defined as the force applied per unit area and is expressed in units of pascals (Pa).

$$\sigma = F/A \quad (1)$$

Where  $\sigma$  is the stress, F is a force, and A is area (Bourne, 2002).

There are two types of stress, which are normal stress and shear stress, depending on the direction of the force to the surface area. If the force perpendicularly acts to a sample surface, it is a normal stress. Chewing gum and kneading of dough can be examples of normal stress. On the other hand, if a parallel force is applied to a sample, it is called a shear stress. The spreading of butter over a toast and pumping of milk through pasteurizer are examples of shear stress.

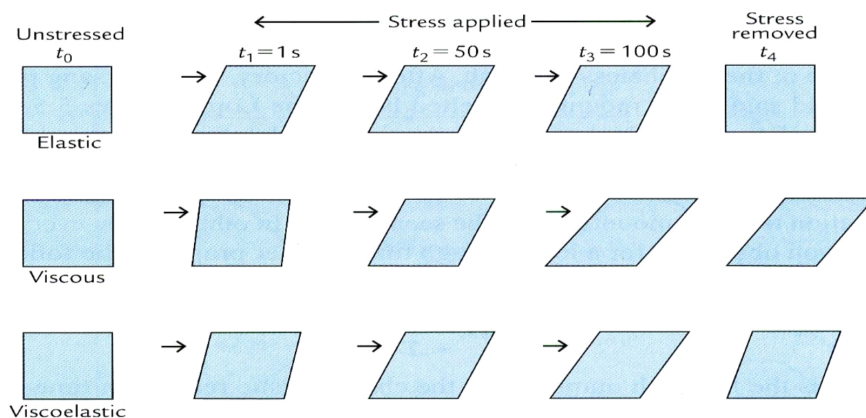
Strain is defined as relative deformation when a stress is applied to a material and is a dimensionless quantity. An elastic material will deform with an application of shear stress while a viscous material will flow at a certain shear rate ( $\dot{\gamma}$ ), which has a reciprocal second ( $s^{-1}$ ) as unit (Rosenthal, 1999).

$$\dot{\gamma} = d\gamma/dt \quad (2)$$

Where  $\dot{\gamma}$  is the shear rate, t is the time (Rosenthal, 1999).

In physical terms, many food including cheese are considered as viscoelastic materials meaning that this material simultaneously exhibits some of the elastic properties of an ideal solid and some of the viscous properties of an ideal liquid (Bourne, 2002; Lucey *et al.*, 2003). Differences between ideal elastic solid, an ideal liquid, and a viscoelastic material are shown in Fig. 1 where it is assumed a constant stress applied to materials and then the stress is released (Bourne, 2002).

- 1) Elastic solid: when a force is applied to materials, an instantaneous deformation occurs. When the force is released, materials have a complete recovery of its original shape.



**Fig. 1.** Schematic representation of elastic solid, Newtonian liquid, and viscoelastic solid (Bourne, 2002).

- 2) Newtonian liquid (ideal liquid): As soon as the force is applied, Newtonian liquid starts to flow. When the force is removed, Newtonian liquid will not recover to its original shape.
- 3) Viscoelastic solid: When force is applied, there is an instantaneous deformation. After the force is removed, viscoelastic solid will partly recover to the original shape but do not exhibit a full recovery.

## Rheological Measurement of Cheese

The understanding of rheological properties of cheese is important since rheological properties of cheeses can affect texture and eating quality, physical properties, such as crumble and fracture, production of eyes and gas retention in cheeses (Roginski *et al.*, 2003). To evaluate the rheological properties of cheese, several instrumental methods can be used. Instrumental methods can be grouped into three main categories, which are empirical, imitative and fundamental methods.

Empirical instrumental methods are used to assess variables, which are poorly defined, but can be related to qualities of texture from practical experience (Bourne, 2002). Penetration, compression, and cutting tests are included in these types of methods (Roginski *et al.*, 2003). Although empirical instrumental methods may have problems regarding the poor definition of measured variables, these tests are the most widely used in food industry and provide a rapid, easy, and inexpensive way to determine rheological properties of foods (Bourne, 2002).

Imitative instrumental methods, which imitate mastication by a machine that “chews” the food, provide information regarding mastication or breakdown properties of cheese (Rosenthal, 1999). These methods may provide links between sensory breakdown (referred to as ‘chew down’) and instrumental results (Brown *et al.*, 2003; Foegeding, 2003). Texture profile analysis (TPA) is one of these in imitative instrumental methods. A typical stress strain TPA curve with a two-bite cycle is illustrated in Fig. 2.

In TPA, a flat-ended plate, which compact food samples, deforms foods imitating the human jaw (Rosenthal, 1999). Since TPA tests attempt to imitate the human sensory perception of food texture, the first and second compression cycles imitate the first and second bite of mastication (Steffe, 1996). From the TPA curve shown in Fig. 2, several textural parameters, such as hardness, elasticity, adhesiveness, cohesiveness, brittleness, chewiness, and gumminess, can be determined and used to relate sensorial textural definitions with instrumental definitions (Fig. 3). It is clear that the development of TPA has proved to be a valuable method for the evaluation of food texture. However, it should be considered that the relationships between some of sensory properties, which TPA intends to evaluate, are not linear (Rosenthal, 1999).

Well-defined rheological properties, such as Young's modulus, are measured by fundamental instrumental methods (Rosenthal, 1999). Data obtained from fundamental tests are expressed in well-defined scientific units. Examples of fundamental instrumental techniques include dynamic low amplitude oscillatory shear rheometry and uniaxial compression (Gunasekaran and Ak, 2003).

## Small Amplitude Oscillatory Rheology

Small amplitude oscillatory rheology (SAOR), also called dynamic rheological experiment, can be a powerful tool to determine the viscoelastic behavior of foods without damaging the network or structure, which requires the use of a small relative deformation (strain) (e.g. <5%).

In SAOR tests, a sinusoidal oscillatory stress or strain is applied to samples in the linear viscoelastic region where stress and strain are linearly related and responding strain or stress is measured (Steffe, 1996; Rao, 1999). Several rheological parameters can be determined in a SAOR test. Elastic or storage modulus ( $G'$ ) is defined as the magnitude of energy stored per oscillation cycle and reflects the solid-like properties. Viscous or

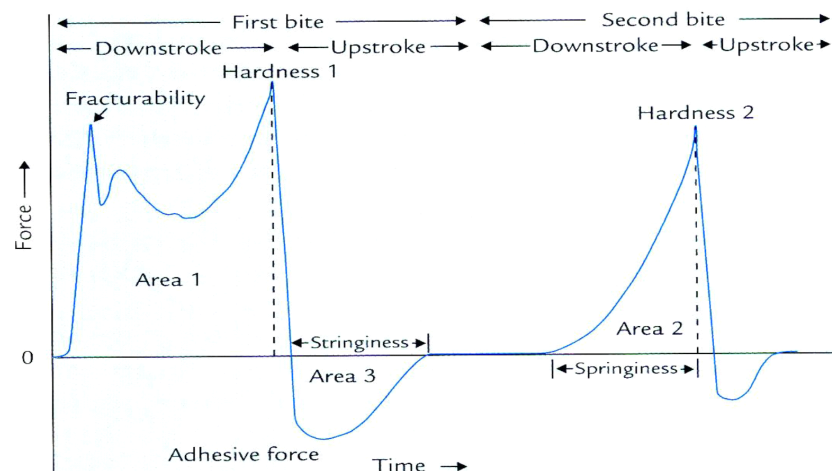


Fig. 2. A generalized texture profile analysis curve (Bourne, 2002).



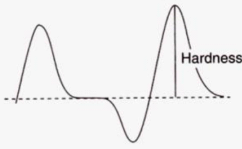
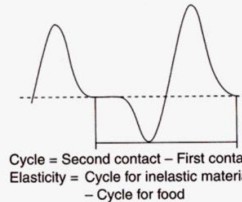
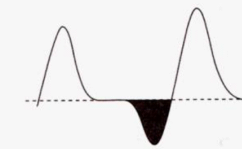
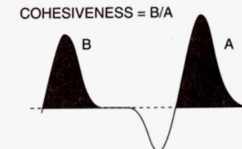

Parameter	Sensorial Definition	Instrumental Definition
Hardness	Force required to compress a food between the molars.	
Elasticity	The extent to which a compressed food returns to its original size when the load is removed.	
Adhesiveness	The work required to pull the food away from a surface.	
Cohesiveness	The strength of the internal bonds making up the food.	
Brittleness	The force at which the material fractures. Brittle foods are never adhesive.	
Chewiness	The energy required to chew a solid food until it is ready for swallowing.	= Hardness × Cohesiveness × Elasticity
Gumminess	The energy required to disintegrate a semisolid food so that it is ready for swallowing.	= Hardness × Cohesiveness

Fig. 3. Textural parameters determined by Texture Profile Analysis (Rosenthal, 1999).

loss modulus ( $G''$ ) is the measure of energy lost as viscous dissipation per cycle of deformation and indicates the liquid-like properties. Therefore, food materials will have more solid-like properties if  $G'$  is greater than  $G''$  while food materials will behave more like a liquid if  $G''$  is greater than  $G'$ . It can be noted that for pure elastic solids, all the energy is stored meaning that  $G''$  is zero while, for pure viscous fluids, all the energy is dissipated resulting in  $G'$  that is zero (Rao, 1999).

For the characterization of viscoelastic materials as a function of time, a dynamic oscillatory test can be used. In controlled strain rheometry, the applied strain oscillates

sinusoidally in time with an angular frequency while a sinusoidal stress function is subjected to the sample in controlled stress rheometry (Steffe, 1996; Van Vliet, 1999). In SAOR, a sinusoidal varying shear strain ( $\gamma$ ) is subjected with an angular frequency ( $\omega$ ). Equation 3 gives the strain input function as a function of time.

$$\gamma(t) = \gamma_0 \sin(\omega t) \quad (3)$$

Where  $\gamma_0$  is the maximum shear strain,  $\omega$  is the angular frequency, and  $t$  is time required to complete one cycle (van Vliet, 1999).

Equation 4 is generated by differentiation of equation 3.

$$\dot{\gamma}(t) = \gamma_0 \omega \cos(\omega t) \quad (4)$$

Where  $\dot{\gamma}$  is the strain rate.

When food materials behave in a linear viscoelastic manner, sinusoidally varying shear stress is generated by the input of applied strain.

$$\sigma(t) = \sigma_0 \sin(\omega t + \delta) \quad (5)$$

Where  $\sigma_0$  is the shear stress amplitude and  $\delta$  is the phase angle.

As described in equation 5, viscoelastic materials have the phase angle ( $\delta$ ), which is a measure of how much the stress and strain are out of phase with each other. The phase angle ( $\delta$ ) varies between 0 and  $\pi/2$  radians as the viscous component increases. For an ideal elastic material, the stress is in phase with the strain meaning that the phase angle is  $0^\circ$  while the stress is  $\frac{1}{2} \pi$  radian or  $90^\circ$  out-of-phase with strain for an ideal viscous component, as illustrated in Fig. 4 (van Vliet, 1999; Rao, 1999).

For deformation within the linear viscoelastic range, the shear stress response to a sinusoidal strain input in terms of  $G'$  and  $G''$  can be expressed as follows:

$$\sigma_0 = G' \gamma_0 \sin(\omega t) + G'' \gamma_0 \cos(\omega t) \quad (6)$$

$G'$  and  $G''$  in terms of stress, strain, and phase angle can be derived from equations 4 and 6:

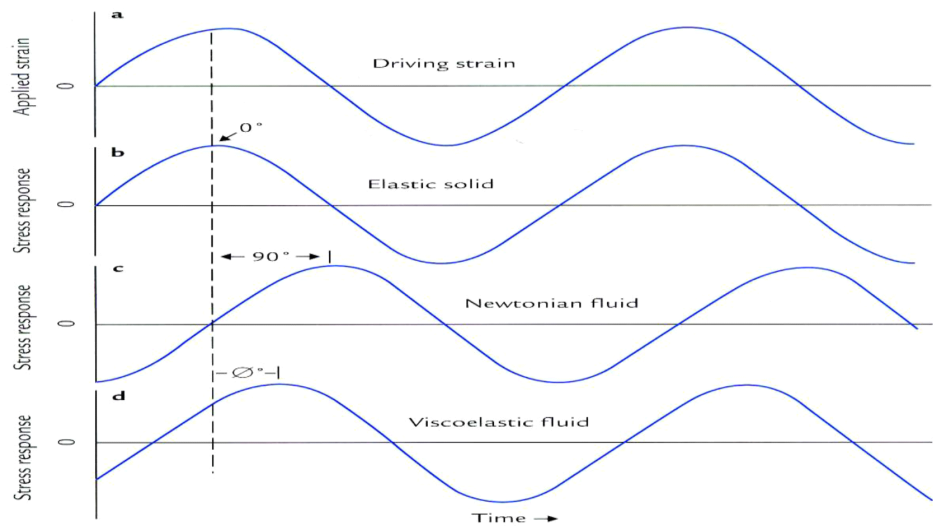
$$G' = (\sigma_0/\gamma_0) \cos \delta \quad (7)$$

$$G'' = (\sigma_0/\gamma_0) \sin \delta \quad (8)$$

where  $G'$  is the storage modulus,  $G''$  is the loss modulus.

Loss tangent ( $\tan \delta$ ) is the rheological parameter, which can be used to describe the viscoelastic behavior of food materials and is defined as ratio of loss modulus to storage modulus ( $G''/G'$ ).

$$\tan \delta = G''/G' \quad (9)$$



**Fig. 4.** Stress responses of an elastic solid, a Newtonian fluid, and viscoelastic material as a function to time in dynamic SAOR tests (Bourne, 2002).

Loss tangent is related to the relative importance of the viscous component. If food material had a high loss tangent value (i.e.,  $G'' > G'$ ), a material has relatively more liquid-like properties and less solid-like properties (Rao, 1999).

## Large Deformation and Fracture Rheology

Functional properties of rennet-induced gels, such as cutting, eating, and shaping characteristics, are associated with large deformation and fracture properties of gels (van Vliet and Walstra, 1995). Fracture may occur in food materials when all bonds making up the network break, which may lead to disintegration of the material (van Vliet Rosenthal, 1999). Large deformation tests can be performed by subjecting a low constant shear rate to the sample and this generates several rheological parameters, such as fracture stress ( $\sigma_{\text{fracture}}$ ) and fracture strain ( $\gamma_{\text{fracture}}$ ).  $\sigma_{\text{fracture}}$  and  $\gamma_{\text{fracture}}$  of gels are defined as the point when the shear stress starts to decrease (Lucey *et al.*, 1997).

## Conclusion

The objective measurement of textural and rheological properties of cheese has been reviewed. As has been explained, there are several methods that can be used to evaluate the rheological properties of cheese like textural profile analysis and small amplitude oscillatory rheological test. Which textural profile analysis is imitative instrumental method, deforms food imitating the human jaws which can easily quantify multiple textural parameters. Small amplitude oscillatory rheological test is fundamental method that can be used to determine the viscoelastic behavior of food behave more like a solid or liquid properties by measuring the value of  $G'$  and  $G''$ .

## References

- Bourne, M. 2002. Food texture and viscosity: concept and measurement. 2nd ed. Academic Press, San Diego, CA.
- Brown, J. A., Foegeding, E. A., Daubert, C. R., Drake, M. A. and Gumpertz, M. 2003. Relationships among rheological and sensorial properties of young cheese. *J. Dairy Sci.* 86:3054-3067.
- Foegeding, E., Antoniou, A., Brown, J., Drake, M. and Daubert, C. R. 2003. Sensory and mechanical aspects of cheese texture. *Int. Dairy J.* 13:585-591.
- Gunasekaran, S. and Ak, M. M. 2003. Cheese rheology and texture. CRC Press, London, UK.
- Hassan, A., Johnson, M. E. and Lucey, J. A. 2004. Changes in the proportions of soluble and insoluble calcium during the ripening of Cheddar cheese. *Journal of Dairy Science* 87:854-862.
- Lucey, J. A., Dick, C., Singh, H. and Munro, P. A. 1997. Dissociation of colloidal calcium-phosphate depleted casein particles as influenced by pH and concentration of calcium and phosphate. *Milchwissenschaft* 52:603-606.
- Lucey, J. A., Johnson, M. E. and Horne, D. S. 2003. Perspectives on the basis of the rheology and texture properties of cheese. *J. Dairy Sci.* 86:2725-2743.
- Rao, M. A. 1999. Rheology of fluids and semisolid foods. Aspen Publishers, Inc., Maryland.
- Roginski, H., Fuquay, J. and Fox, P. F. 2003. Encyclopedia of dairy science. Vol. 1, Academic press, San Diego, CA, pp. 252-444.
- Rosenthal, A. J. 1999. Food texture: measurement and perception. Aspen Publication, Inc., Maryland.
- Steffe, J. F. 1996. Rheological methods in food process engineering. 2nd ed. Freeman Press, East Lansing.
- van Vliet, T. 1999. Rheological classification of foods and instrumental techniques for their study, in food texture: measurement and perception. pages 65-98 A. J. Rosenthal, ed. Aspen Publishers, Inc., Maryland.
- van Vliet, T. and Walstra, P. 1995. Large deformation and fracture behaviour of gels. *Faraday Discussions* 101:359-370.
- Vélez-Ruiz, J. F. and Barbosa Cánovas, G. V. 1997. Rheological properties of selected dairy products. *Cri. Rev. Fd. Sci. and Nut.* 37(4):311-178.